


Nice Cannabis 1g THCP Preroll

Sample ID: HR20260650027
Strain: Ice Cream Runtz
Matrix: Plant
Type: Enhanced/Infused Preroll
Sample Size: ; Batch:

Produced:
Collected: 06/03/2026 Received:
06/03/2026 Completed:
06/06/2026 Batch#: 2602842103

Client
Nice Cannabis
Lic. #
8735 Dunwoody Place Ste N
Atlanta, GA 30350

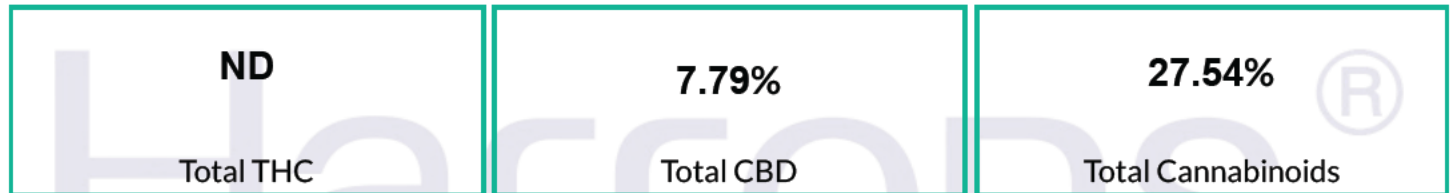


Summary

Test	Date Tested	Result
Batch		Pass
Cannabinoids	06/03/2026	Complete
Moisture	06/03/2026	12.06%
Water Activity	06/03/2026	Pass - 0.62000 aw
Terpenes	06/03/2026	Complete
Residual Solvents	06/03/2026	Pass
Microbials	06/04/2026	Pass
Mycotoxins	06/03/2026	Pass
Pesticides	06/03/2026	Pass
Heavy Metals	06/04/2026	Pass
Foreign Matter	06/03/2026	Pass

Cannabinoids

Complete



Analyte	LOD	LOQ	Result	Result	Result	Result
	mg/g	mg/g	%	mg/g	mg/unit	mg/serving
THCa	0.20000	0.61000	ND	ND		
Δ9-THC	0.15000	0.45000	ND	ND		
Δ8-THC	0.14000	0.42000	7.88	78.76		
THCV	0.15000	0.44000	ND	ND		
THCp	0.36000	0.12100	5.71	57.14		
CBDa	0.10000	0.31000	7.90	78.98		
CBD	0.15000	0.45000	0.87	8.65		
CBN	0.16000	0.50000	ND	ND		
CBGa	0.29000	0.88000	3.33	33.32		
CBG	0.13000	0.39000	3.23	32.34		
CBC	0.14000	0.42000	ND	ND		
HHC	0.36000	0.12100	ND	ND		
Total THC			ND	ND	ND	ND
Total CBD			7.79	77.94		
Total			27.54	275.38	0.00	0.00
Sum of Cannabinoids			28.92	289.19		

Determination of Cannabinoids by HPLC, HL223

Total THC = Δ9-THCa * 0.877 + Δ9-THC

Total CBD = CBDa * 0.877 + CBD

ND = Not Detected; NR = Not Reported; LOD = Limit of Detection; The reported result is based on a sample weight with the applicable moisture content for that sample; Unless otherwise stated all quality control samples performed within specifications established by the Laboratory. HL105.10-01. Cannabinoid Testing: Pass/Fail decision determined by Department of Cannabis Control CCR title 4 Division 19 §15724. Water activity testing: Pass/Fail decision determined by Department of Cannabis Control CCR title 4 Division 19 §15717.

Ming Li

Ming Li - General Manager
06/06/2026

Confident LIMS
All Rights Reserved
coa.support@confidentlims.com
(866) 506-5866
www.confidentlims.com



Nice Cannabis 1g THCP Preroll

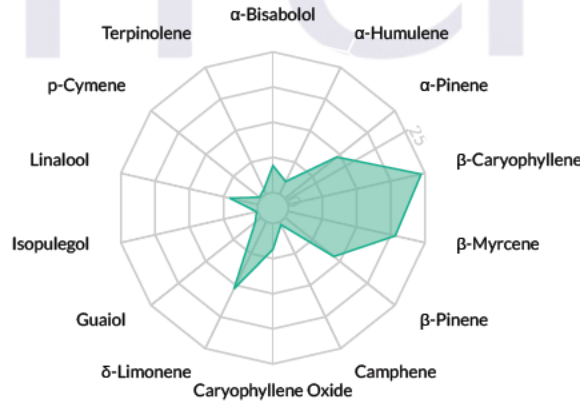
Sample ID: HR20260650027
Strain: Ice Cream Runtz
Matrix: Plant
Type: Enhanced/Infused Preroll
Sample Size: ; Batch:

Produced:
Collected: 06/03/2026 Received:
06/03/2026 Completed:
06/06/2026 Batch#: 2602842103

Client
Nice Cannabis
Lic. #
8735 Dunwoody Place Ste N
Atlanta, GA 30350

Terpenes (R&D)

Analyte	LOD	LOQ	Result	Result	
	mg/g	mg/g	mg/g	%	
β-Caryophyllene	0.08000	0.1000	11.87	1.187	
β-Myrcene	0.08000	0.1000	9.55	0.955	
δ-Limonene	0.08000	0.1000	6.46	0.646	
α-Pinene	0.08000	0.1000	5.74	0.574	
β-Pinene	0.08000	0.1000	5.42	0.542	
Linalool	0.08000	0.1000	2.50	0.250	
α-Bisabolol	0.08000	0.1000	2.32	0.232	
Caryophyllene Oxide	0.08000	0.1000	2.24	0.224	
α-Humulene	0.08000	0.1000	1.19	0.119	
Guaiol	0.08000	0.1000	0.60	0.060	
Terpinolene	0.08000	0.1000	0.45	0.045	
Camphene	0.08000	0.1000	0.26	0.026	
p-Cymene	0.08000	0.1000	0.14	0.014	
Isopulegol	0.08000	0.1000	0.11	0.011	
3-Carene	0.08000	0.1000	ND	ND	
α-Terpinene	0.08000	0.1000	ND	ND	
β-Ocimene	0.08000	0.1000	<LOQ	<LOQ	
cis-Nerolidol	0.08000	0.1000	ND	ND	
γ-Terpinene	0.08000	0.1000	ND	ND	
Geraniol	0.08000	0.1000	ND	ND	
trans-Nerolidol	0.08000	0.1000	ND	ND	
Total			48.85	4.885	



Primary Aromas


Cinnamon


Hops


Lemon


Pine


Lavender

Date Tested: 06/03/2026
ND = Not Detected; NR = Not Reported; LOD = Limit of Detection; Unless otherwise stated all quality control samples performed within specifications established by the Laboratory.
HL105.10-01. SOP HL228. GC-FID

Ming Li

Ming Li - General Manager
06/06/2026

Confident LIMS
All Rights Reserved
coa.support@confidentlims.com
(866) 506-5866
www.confidentlims.com



Nice Cannabis 1g THCP Preroll

Sample ID: HR20260650027
Strain: Ice Cream Runtz
Matrix: Plant
Type: Enhanced/Infused Preroll
Sample Size: ; Batch:

Produced:
Collected: 06/03/2026 Received:
06/03/2026 Completed:
06/06/2026 Batch#: 2602842103

Client
Nice Cannabis
Lic. #
8735 Dunwoody Place Ste N
Atlanta, GA 30350

Pesticides

Pass

Analyte	LOD	LOQ	Limit	Result	Status	Analyte	LOD	LOQ	Limit	Result	Status
	µg/g	µg/g	µg/g	µg/g			µg/g	µg/g	µg/g	µg/g	
Abamectin	0.02	0.07	0.1	ND	Pass	Fludioxonil	0.02	0.07	0.1	ND	Pass
Acephate	0.02	0.07	0.1	ND	Pass	Hexythiazox	0.03	0.09	0.1	ND	Pass
Acequinocyl	0.03	0.08	0.1	ND	Pass	Imazalil	0.03	0.09	0.03	ND	Pass
Acetamiprid	0.02	0.07	0.1	ND	Pass	Imidacloprid	0.03	0.1	5	ND	Pass
Aldicarb	0.03	0.08	0.03	ND	Pass	Kresoxim Methyl	0.02	0.05	0.1	ND	Pass
Azoxystrobin	0.02	0.06	0.1	ND	Pass	Malathion	0.02	0.05	0.5	ND	Pass
Bifenazate	0.02	0.07	0.1	ND	Pass	Metalaxyl	0.03	0.1	2	ND	Pass
Bifenthrin	0.04	0.11	3	ND	Pass	Methiocarb	0.02	0.06	0.02	ND	Pass
Boscalid	0.02	0.07	0.1	ND	Pass	Methomyl	0.02	0.07	1	ND	Pass
Captan	0.06	0.19	0.7	ND	Pass	Mevinphos	0.03	0.08	0.03	ND	Pass
Carbaryl	0.03	0.08	0.5	ND	Pass	Myclobutanil	0.02	0.06	0.1	ND	Pass
Carbofuran	0.03	0.09	0.03	ND	Pass	Naled	0.01	0.03	0.1	ND	Pass
Chlorantraniliprole	0.02	0.06	10	ND	Pass	Oxamyl	0.03	0.09	0.5	ND	Pass
Chlordane	0.03	0.08	0.03	ND	Pass	Pacllobutrazol	0.03	0.09	0.03	ND	Pass
Chlorfenapyr	0.02	0.07	0.02	ND	Pass	Parathion Methyl	0.02	0.07	0.02	ND	Pass
Chlorpyrifos	0.01	0.04	0.01	ND	Pass	Pentachloronitrobenzene	0.02	0.05	0.1	ND	Pass
Clofentezine	0.03	0.09	0.1	ND	Pass	Permethrin	0.02	0.07	0.5	ND	Pass
Coumaphos	0.02	0.07	0.02	ND	Pass	Phosmet	0.03	0.09	0.1	ND	Pass
Cyfluthrin	0.02	0.07	2	ND	Pass	Piperonyl Butoxide	0.03	0.08	3	ND	Pass
Cypermethrin	0.02	0.06	1	ND	Pass	Prallethrin	0.03	0.08	0.1	ND	Pass
Daminozide	0.02	0.07	0.02	ND	Pass	Propiconazole	0.03	0.09	0.1	ND	Pass
Diazinon	0.01	0.03	0.1	ND	Pass	Propoxur	0.03	0.08	0.03	ND	Pass
Dichlorvos	0.03	0.08	0.03	ND	Pass	Pyrethrins	0.01	0.04	0.5	ND	Pass
Dimethoate	0.02	0.05	0.02	ND	Pass	Pyridaben	0.03	0.09	0.1	ND	Pass
Dimethomorph	0.03	0.08	2	ND	Pass	Spinetoram	0.02	0.07	0.1	ND	Pass
Ethoprophos	0.03	0.08	0.03	ND	Pass	Spinosad	0.03	0.08	0.1	ND	Pass
Etofenprox	0.02	0.06	0.02	ND	Pass	Spiromesifen	0.03	0.09	0.1	ND	Pass
Etozazole	0.02	0.07	0.1	ND	Pass	Spirotetramat	0.02	0.07	0.1	ND	Pass
Fenhexamid	0.03	0.09	0.1	ND	Pass	Spiroxamine	0.03	0.08	0.03	ND	Pass
Fenoxycarb	0.02	0.07	0.02	ND	Pass	Tebuconazole	0.03	0.08	0.1	ND	Pass
Fenpyroximate	0.03	0.08	0.1	ND	Pass	Thiacloprid	0.02	0.06	0.02	ND	Pass
Fipronil	0.03	0.08	0.03	ND	Pass	Thiamethoxam	0.03	0.08	5	ND	Pass
Fonicamid	0.02	0.07	0.1	ND	Pass	Trifloxystrobin	0.03	0.1	0.1	ND	Pass

Date Tested: 06/03/2026

We analyze samples by AOAC Official Method 2007.01-Modified; ND = Not Detected; NR = Not Reported; LOD = Limit of Detection; The reported result is based on a sample weight with the applicable moisture content for that sample; Unless otherwise stated all quality control samples performed within specifications established by the Laboratory. HL105.10-01. Tested by LC/MS/MS and GC/MS/MS, HL201.2. Pass/Fail decision determined by Department of Cannabis Control CCR title 4 Division 19 §15719.

Ming Li

Ming Li - General Manager
06/06/2026

Confident LIMS
All Rights Reserved
coa.support@confidentlims.com
(866) 506-5866
www.confidentlims.com



Nice Cannabis 1g THCP Preroll

Sample ID: HR20260650027
Strain: Ice Cream Runtz
Matrix: Plant
Type: Enhanced/Infused Preroll
Sample Size: ; Batch:

Produced:
Collected: 06/03/2026 Received:
06/03/2026 Completed:
06/06/2026 Batch#: 2602842103

Client
Nice Cannabis
Lic. #
8735 Dunwoody Place Ste N
Atlanta, GA 30350

Residual Solvents

Analyte	LOD	LOQ	Limit	Result	Status
	µg/g	µg/g	µg/g	µg/g	
1,2-Dichloro-Ethane	0.15	0.45	1	ND	Pass
Acetone	1.62	4.92	5000	12.2	Pass
Acetonitrile	2.14	6.5	410	ND	Pass
Benzene	0.17	0.51	1	ND	Pass
Butane	10.12	30.68	5000	ND	Pass
Chloroform	0.2	0.6	1	ND	Pass
Ethanol	2.73	8.27	5000	9.7	Pass
Ethyl-Acetate	1.27	3.86	5000	5.6	Pass
Ethyl-Ether	2.88	8.72	5000	ND	Pass
Ethylene Oxide	0.13	0.39	1	ND	Pass
Heptane	1.73	5.25	5000	ND	Pass
Isopropanol	2.03	6.14	5000	212.0	Pass
Methanol	2.26	6.86	3000	10.2	Pass
Methylene-Chloride	0.31	0.94	1	ND	Pass
n-Hexane	3.46	10.5	290	ND	Pass
Pentane	7.88	23.88	5000	ND	Pass
Propane	7.47	22.62	5000	ND	Pass
Toluene	1.37	4.16	890	ND	Pass
Trichloroethene	0.14	0.44	1	ND	Pass
Xylenes	2.86	8.68	2170	ND	Pass

Date Tested: 06/03/2026

ND = Not Detected; SOP HL231. Headspace GC-FID. Pass/Fail decision determined by Department of Cannabis Control CCR title 4 Division 19 §15718.



Ming Li - General Manager
06/06/2026

Confident LIMS
All Rights Reserved
coa.support@confidentlims.com
(866) 506-5866
www.confidentlims.com



Nice Cannabis 1g THCP Preroll

Sample ID: HR20260650027	Produced:	Client
Strain: Ice Cream Runtz	Collected: 06/03/2026 Received:	Nice Cannabis
Matrix: Plant	06/03/2026 Completed:	Lic. #
Type: Enhanced/Infused Preroll	06/06/2026 Batch#: 2602842103	8735 Dunwoody Place Ste N
Sample Size: ; Batch:		Atlanta, GA 30350

Microbials

Pass

Analyte	Result	Status
Aerobic Plate Count	NR	NT
Aspergillus flavus	Not Detected in 1g	Pass
Aspergillus fumigatus	Not Detected in 1g	Pass
Aspergillus niger	Not Detected in 1g	Pass
Aspergillus terreus	Not Detected in 1g	Pass
Shiga Toxin-producing E. coli	Not Detected in 1g	Pass
Salmonella SPP	Not Detected in 1g	Pass
Yeast & Mold	NR	NT

Date Tested: 06/04/2026

NR = Not Reported; Aerobic Bacteria refers to Aerobic Plate Count, we analyze by method FDA BAM Jan 2001, Chapter 3. E.coli refers to E.coli Plate Count, we analyze by method FDA BAM Jan 2001, Chapter 4. Coliforms refers to Coliform Plate Count, we analyze by method FDA BAM Jan 2001, Chapter 4. Salmonella analysis method by Compact Dry SL, Hardy Diagnostics. Visual Mold inspection by UV light. 1= Mold Present, 0=Mold Not Present. Yeast and Mold Plate count method by AOAC no. 100401 or FDA BAM Jan 2001, Chapter 18. HL105.10-01. Salmonella and STEC: SOP HL 316. Aspergillus sp.: SOP HL311.2 (modified) & SOP HL 317. Microbial Testing: Pass/Fail decision determined by Department of Cannabis Control CCR title 4 Division 19 §15720 and §15722.

Mycotoxins

Pass

Analyte	LOD µg/kg	LOQ µg/kg	Limit µg/kg	Result µg/kg	Status
Aflatoxin B1	1.1	3.4		ND	Tested
Aflatoxin B2	1.3	4		ND	Tested
Aflatoxin G1	2.8	8.4		ND	Tested
Aflatoxin G2	1.4	4.2		ND	Tested
Total Aflatoxins	6.6	20	20	ND	Pass
Ochratoxin A	2.8	8.4	20	ND	Pass

Date Tested: 06/03/2026

SOP HL 240. Total Aflatoxins = Aflatoxin B1 + Aflatoxin B2 + Aflatoxin G1 + Aflatoxin G2. Each aflatoxin is tested individually. HL241. Tested by HPLC-FID, HL241. Pass/Fail decision determined by Department of Cannabis Control CCR title 4 Division 19 §15721.

Heavy Metals

Pass

Analyte	LOD µg/g	LOQ µg/g	Limit µg/g	Result µg/g	Status
Arsenic	0.059	0.179	0.2	ND	Pass
Cadmium	0.005	0.014	0.2	ND	Pass
Lead	0.055	0.168	0.5	ND	Pass
Mercury	0.005	0.017	0.1	ND	Pass

Date Tested: 06/04/2026

SOP HL 237. Tested by Atomic Fluorescence Spectrometry, HL237. Pass/Fail decision determined by Department of Cannabis Control CCR title 4 Division 19 §15723.

Ming Li

Ming Li - General Manager
06/06/2026

Confident LIMS
All Rights Reserved
coa.support@confidentlims.com
(866) 506-5866
www.confidentlims.com

